




## How to Navigate a Course

Course materials are presented in a series of steps. Sometimes finishing each step in the order presented is mandatory to complete the course, while other times it's not.

1. To view a step, just click its **name**.

**DESCRIPTION**  
Introduction to our accounting department and how we relate to other areas of PSG

**Lectures:** \* Suggested Order




Lecture 1  
**Accounting Basics 1.1 - Definitions**

Accounting Basics 1.1 - Definitions I donot own this video. Here is Creative Common Videos in youtube. Thanks for watching! In this video series viewers will...

- Discussion Board

Step 1  
Start!!




Lecture 2  
**Accounting Basics 1.2 - Income Statement**

Accounting Basics 1.2 - Income Statement Link to Question: <http://bit.ly/1puDv5s> In this video series viewers will learn to prepare and understand basic inco...

Step 2  
Pending!!

2. The time you spend in a course and your completion status is tracked in real time. Once you have viewed and completed all the materials in a step, just close the pop-up window and that step will appear in green as **Completed**.
3. Then, you can move on to the **next step**.

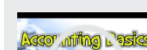


Lecture 1  
**Accounting Basics 1.1 - Definitions**

Accounting Basics 1.1 - Definitions I donot own this video. Here is Creative Common Videos in youtube. Thanks for watching! In this video series viewers will...

- Discussion Board
- Your progress
- Time spent: 0:13:49

Step 1  
Completed!



Lecture 2  
**Accounting Basics 1.2 - Income Statement**

Step 2

